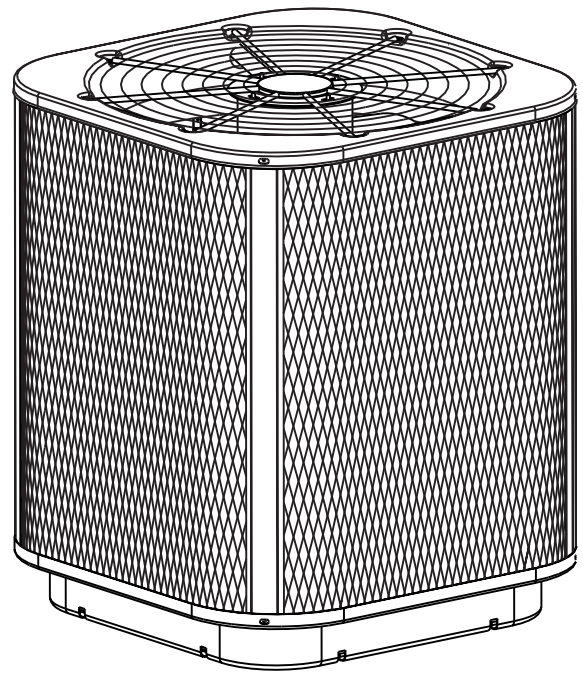


MT5BD/MT5QD Series High Efficiency Heat Pumps 13 SEER System 1-1/2 – 5 Ton Capacity

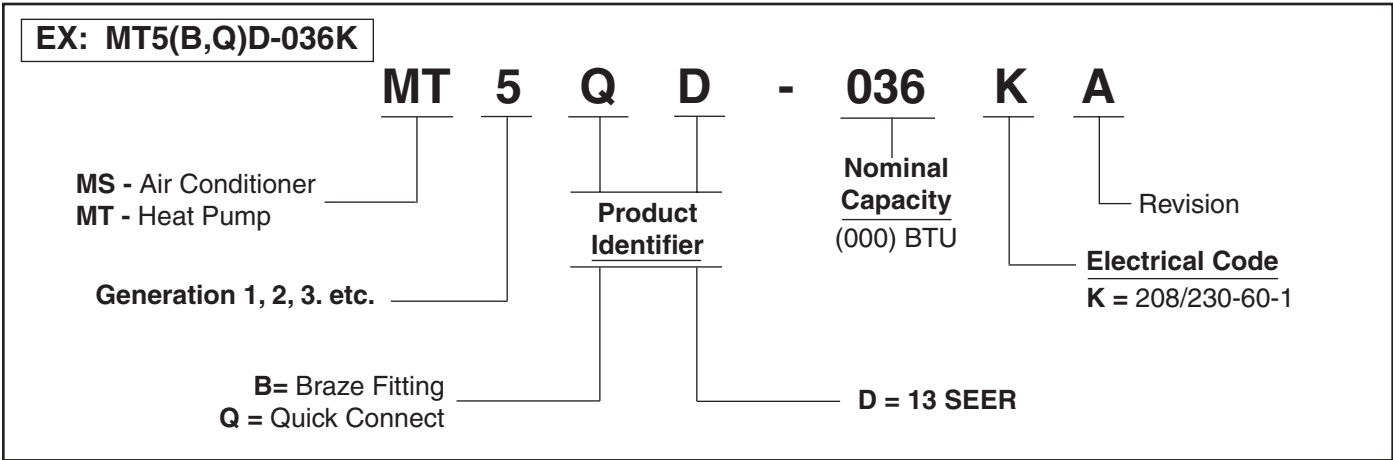
The MT5 Series of heat pumps offers exceptional performance from a small, compact package. The heat pump, when combined with our engineered coils, offer a full line of quality, split system heating and cooling equipment.

FEATURES and BENEFITS

- **Durable, Attractive Cabinet** – Designed using galvanized steel with a polyester urethane finish. The 950 hour salt spray finish is 1.5 mil thick and resists corrosion 50% better than comparable units.
- **Copper Tube / Aluminum Fin Coils** – Both indoor and outdoor coils are designed to optimize heat transfer, minimize size and cost, and increase durability and reliability.
- **Permanently Lubricated Motor** – A heavy duty PSC motor for long lasting reliability and quiet operation. Requires no maintenance and is completely protected from rain and snow.
- **Full Service Valves** – These brass valves are easily accessible and simplify servicing of the refrigeration system. Quick connect models also available.
- **Plastic Mesh Hail Guard** – A guard that will never rust and protects the units coil from being damaged by balls, lawnmowers, hail, etc.
- **Time /Temperature Defrost** – A reliable, industry standard control offers various time settings to meet any type climate.
- **Removable Top Grille Assembly** – Allows ease of service from the top without disconnecting fan motor leads.
- **One Piece Top/Orifice** – Designed for maximum airflow and quiet operation.
- **Common Suction Service Port** – This port allows the contractor to read the suction pressure in all modes of operation without removing any panels, saving time and increasing serviceability.
- **2-1/2" Pedestal Base** – The sturdy base keeps the bottom of the coil out of harms way. Secondly, the base has weep holes along the edge to allow the water from the defrosting coil and rain to flow away from the unit.
- **Five Minute Restart Time Delay** – When the unit shuts down, a five minute delay keeps the unit from restarting, eliminating the highest cause for compressor failure.
- **Suction Accumulator** – Protection from liquid flood back and future compressor failures. All 12 seer H.P. have scroll compressors.
- **Hot Gas Muffler** – Reduces compressor noise and vibration.
- **Easy Compressor and Control Access** – Designed to make servicing easier for the contractor, access panels are provided to all controls and the compressor from the side of the unit.
- **Outdoor Thermostat - 913235** – Two stage logic provides ability to lock out electric strips down to balance point. Factory installed on quick connect models.
- **1 Year Limited All Parts Warranty** – Has proven to be a major benefit to the consumer.

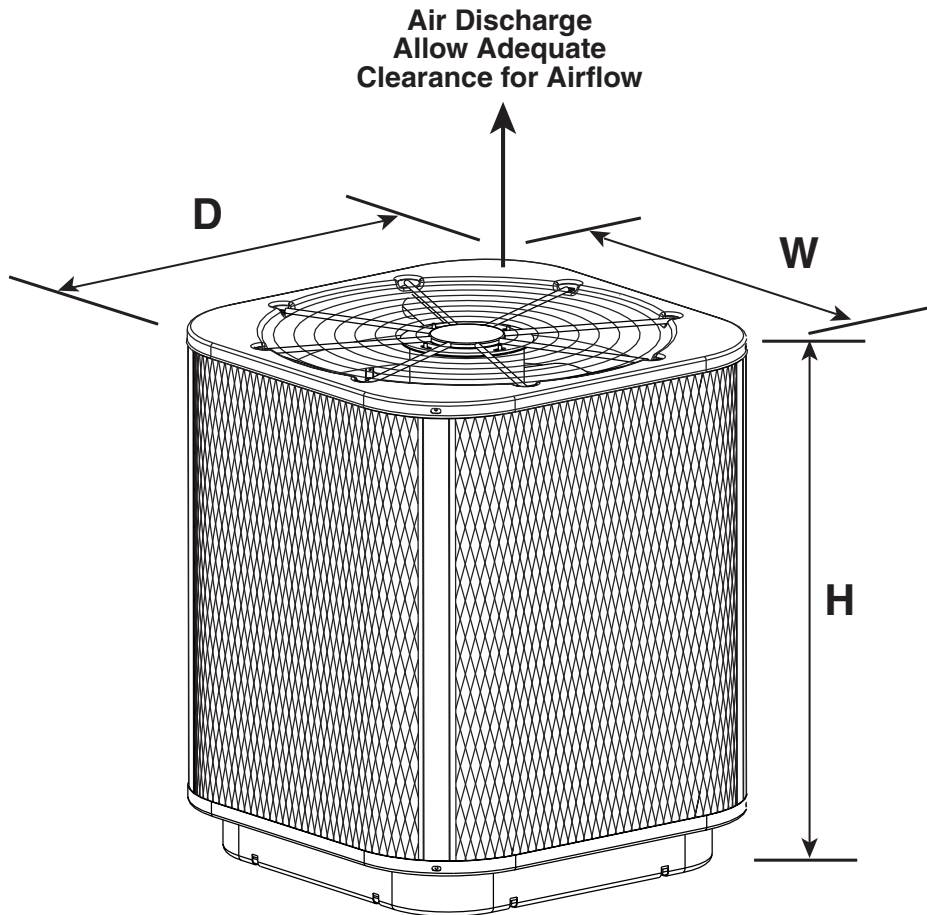


MODEL IDENTIFICATION CODES



DIMENSIONS HEAT PUMP OUTDOOR SECTION

Capacity	018K	024KA	030KA	036K	042K	048K	060K
H	26-1/2	26-1/2	38-1/2	42-1/2	38-1/2	42-1/2	42-1/2
W	30-1/2	30-1/2	30-1/2	30-1/2	30-1/2	30-1/2	30-1/2
D	30-1/2	30-1/2	30-1/2	30-1/2	30-1/2	30-1/2	30-1/2



PHYSICAL AND ELECTRICAL SPECIFICATIONS / OUTDOOR UNITS

13 SEER — High Efficiency — Single Phase

Model Number MT5(B,Q)D		018K	024KA	030KA	036K	042K	048K	060K
Electrical Data	Volts-Cycles-Phase (1)	208/230-60-1	208/230-60-1	208/230-60-1	208/230-60-1	208/230-60-1	208/230-60-1	208/230-60-1
	Total Amps	10.3	13.0	14.6	17.4	19.4	21.8	29.4
	Delay Fuse Max. (2)	20	25	30	35	40	45	60
	Min. Circuit Ampacity	13.4	15.0	18.0	21.5	23.4	26.9	36.4
Component Data	Coil	Area	15.17	15.17	22.88	25.42	22.88	25.42
		Rows-FPI	1 - 18	1 - 18	1 - 20	1 - 20	2 - 16	2 - 16
		Tube Dia	3/8" O.D.	3/8" O.D.	3/8" O.D.	3/8" O.D.	3/8" O.D.	3/8" O.D.
	Fan Motor	Type	PSC	PSC	PSC	PSC	PSC	PSC
		Amps	0.91	0.91	1.00	1.00	1.00	1.4
		HP	1/8	1/8	1/4	1/4	1/4	1/4
	Fan Blade	Dia-# Blades	24" - 3	24" - 3	24" - 3	24" - 3	24" - 3	24" - 3
		SCFM	2370	2370	3000	3000	3000	4000
	Compressor Data	RLA	10	12	14	16.4	18.4	20.4
		LRA	41	54	67	83	95	109
Refrigerant suction line- Length/O.D. (Liq. Line All Lengths - 3/8" O.D.)	0-24 ft.	3/4"	3/4"	3/4"	3/4"	7/8"	7/8"	
	25-39 ft.	3/4"	3/4"	3/4"	7/8" (3)	7/8"	7/8"	
	40-75 ft.	3/4"	3/4"	7/8" (3)	7/8" (3)	7/8"	1-1/8" (4)	
Refrigerant charge in ounces (Outdoor unit, Indoor Unit 15' Line Set)		93	96	144	155	248	248	
Weight Approximate (lbs.)	Net	166	171	190	204	252	276	
	Ship	175	180	200	215	265	290	

- (1) Operating Voltage Range: 198v min. - 253v max.
 (2) HACR type circuit breakers may be used.
 (3) Requires 7/8" to 3/4" reducer from line to unit.
 (4) Requires 1 1/8" to 7/8" reducer from line to unit.

ACCESSORIES - Condensing Unit

Start Assist Kit - 912933

Provides additional starting torque for the compressor motor when operating with low line voltage or high operating temperatures.

Snow Stand

Plastic-coated, molded wire stand which elevates units 7-1/4" above ground level.

913145 - (018 through 060) Shipped six (6) per box.

Time Delay Kit (TDR) - 911758

Liquid Line Solenoid Kit (LLS) - 912650

COPPER WIRE SIZE — AWG (1% Voltage Drop)				
Supply Wire Length-Feet				Supply Circuit Ampacity
200	150	100	50	
6	8	10	14	15
4	6	8	12	20
4	6	8	10	25
4	4	6	10	30
3	4	6	8	35
3	4	6	8	40
2	3	4	6	45
2	3	4	6	50

Wire Size based on N.E.C. for 60° type copper conductors.

SYSTEM HEATING & COOLING CAPACITIES

13 SEER — High Efficiency — Single Phase

Outdoor Unit	Indoor Unit With Air Handler	Indoor Unit With Coil	Cooling Capacity (Btu/h)	EER	SEER	HSPF	47F Capacity (Btu/h)	47F COP	17F Capacity (Btu/h)	17F COP	CFM
MT5(B,Q)D-018K	B5BM-T24K-B	C5(Q,B,D)(A,H)-T25(C,U)-B	18000	12.4	13	8.0	17800	3.5	9600	2.3	600
MT5(B,Q)D-024KA	B5BM-T25K-B	C5(Q,B,D)(A,H)-T25(C,U)-B	24000	12.4	13	8.0	22400	3.6	13400	2.4	750
MT5(B,Q)D-030KA	B5BM-T30K-B	C5(Q,B,D)(A,H)-T30(C,U)-B	29000	12.1	13	8.0	28600	3.4	17700	2.5	870
MT5(B,Q)D-036K	B5BM-T36K-B	C5(Q,B,D)(A,H)-T36(C,U)-B	35400	11.7	13	8.0	36000	3.6	22000	2.5	1140
MT5(B,Q)D-042K	B5BM-T42K-B	C5(Q,B,D)(A,H)-T42(C,U)-B	40000	11.8	13	8.0	40000	3.6	25200	2.5	1350
MT5(B,Q)D-048K	B5BM-T49K-C	C5B(A,H)-T49(C,U)-C	45500	11.3	13	8.0	47500	3.6	28400	2.4	1500
MT5(B,Q)D-060K	B5BM-T60K-C	C5B(A,H)-T60(C,U)-C	57000	11.6	13	7.8	60000	3.4	36600	2.5	1600

See current ARI Directory for certified combinations and ratings.



We Encourage Professionalism



Through Technician Certification by NATE